# Library Resources for Course Menu

The IDTRC has created pre-built course templates for instructors to use in their courses. There are four levels of course templates that an instructor can choose.

1. Basic
2. Enhanced, and
3. Enhanced Plus
4. HyFlex

***Note: Adding a Pre-Built Template will not erase any current work done to the course. Using a course copy after loading a template will not erase the template.**

However, the Library has created a "Library Resources" Content Area that may not have been available to you when you initially uploaded a pre-built template.

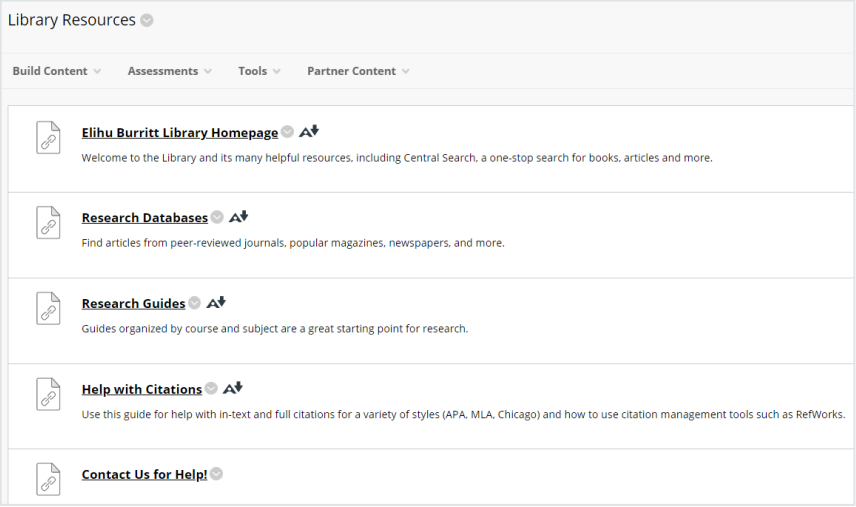


You can now just upload the "Library Resources" to your Course Menu by following the directions below.

## How to load Library Resources Only

1. Select **Courses** from the main navigation panel on the left
2. Click the course you want to add the template to
3. Select **Packages and Utilities** from the Control Panel Menu on the left
4. Select **Import Package/View Logs**
5. Click on **Import Package** (Figure 1)

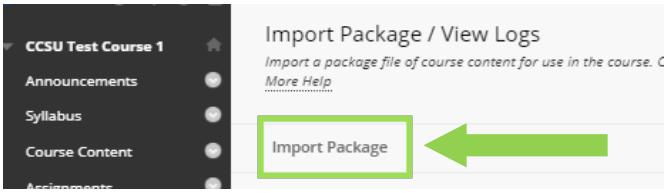


FIGURE 1

# Library Resources for Course Menu

6. Under **"Restore from Automatic Archives,"** click on **Browse Content Collection** (Figure 2)

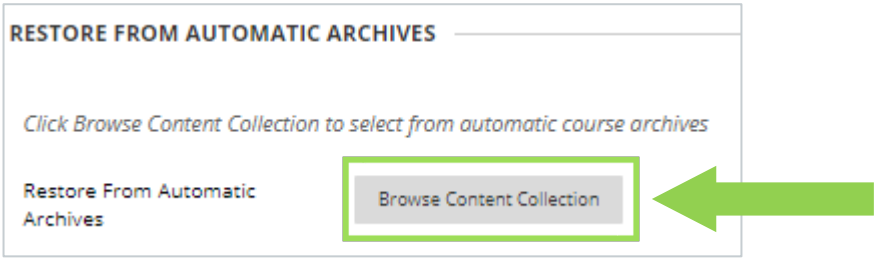


FIGURE 2

7. Hover over the **Browse** drop down menu in the upper left-hand corner and select **Library Content** (Figure 3).

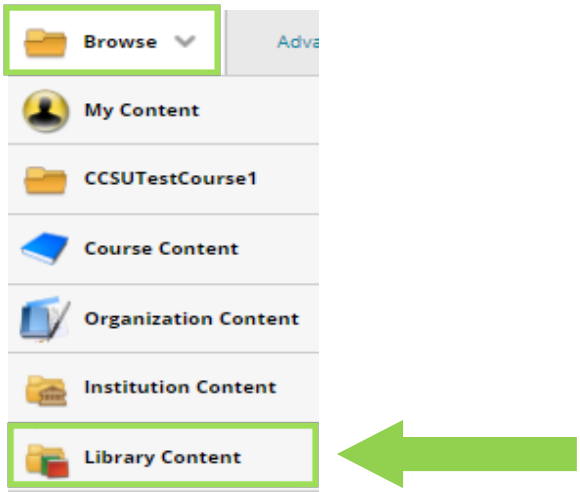


FIGURE 3

8. Click on the **"Library Content"** folder.
9. Click on **Library Resources.**
10. **Select the radial button** on the far left-hand side of the file and click **Submit**
11. Under **"Select Course Materials,"** check the box **Content Areas** and then click **Submit**

It will take a few minutes for "Library Resources" to be loaded onto your Course Menu. You will receive a success email once the process is complete.