

Note: This guide is for Blackboard Ultra courses.

This guide will teach you how to view results for an Honorlock enabled exam. For more information, please refer to the [Honorlock support page](#).

1. Open the **Honorlock tool** from your course menu (Figure 1).

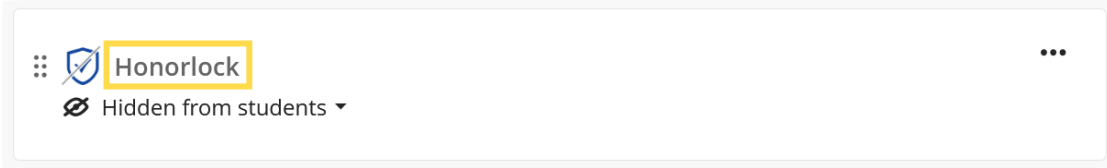


FIGURE 1

2. Click on the **Results** button next to the test you would like to view results for (Figure 2).




FIGURE 2

3. The Assessment Results page will open, which will show the results from each student (Figure 3).
 - You can see the name, submission date, and the time the student took on the exam on the top left.
 - Below the name and time information, you will see any indicators of potentially suspicious activity.
 - At the right, you can mark an exam submission as reviewed, email the student who took the exam, or review the exam in higher detail.

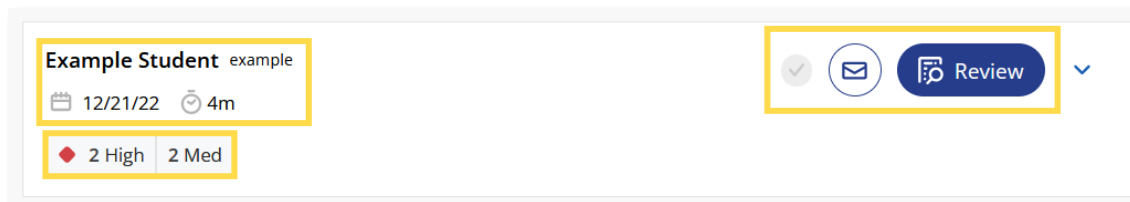


FIGURE 3

4. To view more information, click **Review**. You will be able to watch the student's webcam footage and view a log of exam activity. Certain events can be expanded to show more details (Figure 4).

High	1:23:06 PM	Screenshot Video (3 indicators)
High	1:23:33 PM	Test window lost focus
Medium	1:23:55 PM	Online resource accessed https://ccsu-amc.ivanticloud.com/?returnUrl=https%3a%2f%2fccsu-amc.ivanticloud.com%2fDefault.aspx%3fNoDefaultProvider%3dTrue
Medium	1:24:06 PM	Online resource accessed https://www.google.com/search?q=4%5E2&rhz=1C1GCEB_enUS1037U51037&oq=&aqs=chrome.1.69i57j6j0l

FIGURE 4

View a Summary Report

1. Navigate to your course's Honorlock page, then open the results for your exam.
2. Click the **Summary Report** button at the top right of the screen (Figure 5).

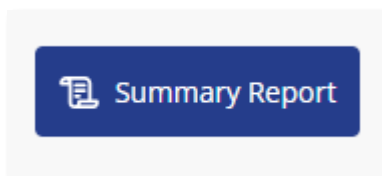
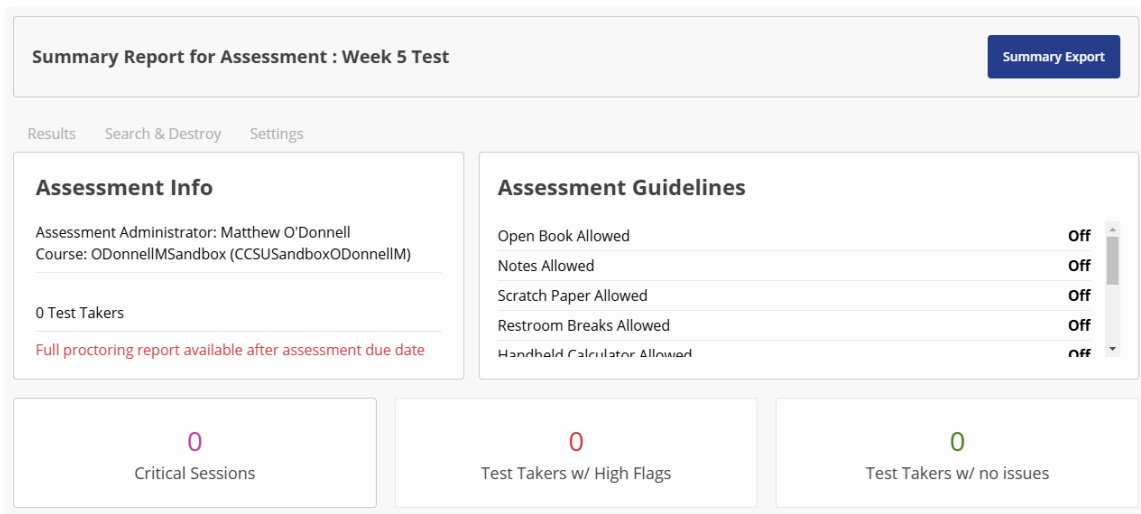


FIGURE 5

3. The full report for the exam's results will only become available after the due date has passed. Within this report, you can review the flags captured by Honorlock (Figure 6).

Honorlock sorts sessions by violations observed.

- **Critical Sessions:** Exam sessions where one or more violations were observed.
 - **High Flags:** Exam sessions with at least one high-incident flag marked.
 - **No issues:** Exam sessions without any violations observed.
4. If you would like to export the summary, click the **Summary Export** button at the top of the screen. The summary will be downloaded as a PDF file.



Summary Report for Assessment : Week 5 Test Summary Export

Results Search & Destroy Settings

Assessment Info	Assessment Guidelines
Assessment Administrator: Matthew O'Donnell Course: ODonnellMSandbox (CCSUSandboxODonnellM)	Open Book Allowed Off
0 Test Takers	Notes Allowed Off
Full proctoring report available after assessment due date	Scratch Paper Allowed Off
	Restroom Breaks Allowed Off
	Handheld Calculator Allowed Off

0 Critical Sessions	0 Test Takers w/ High Flags	0 Test Takers w/ no issues
------------------------	--------------------------------	-------------------------------

FIGURE 6